

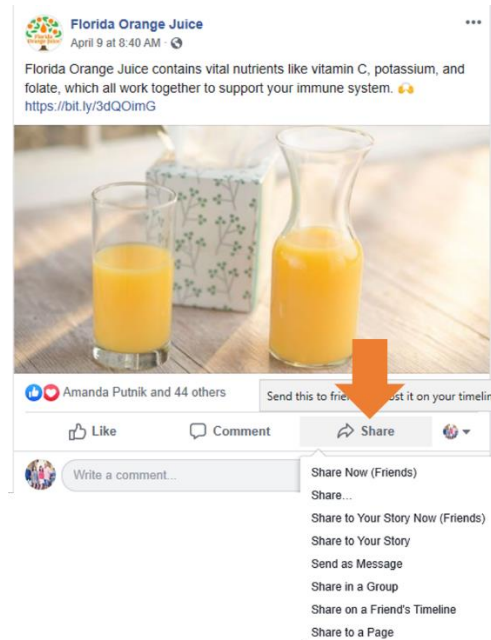


## FDOC Social Sharing 101

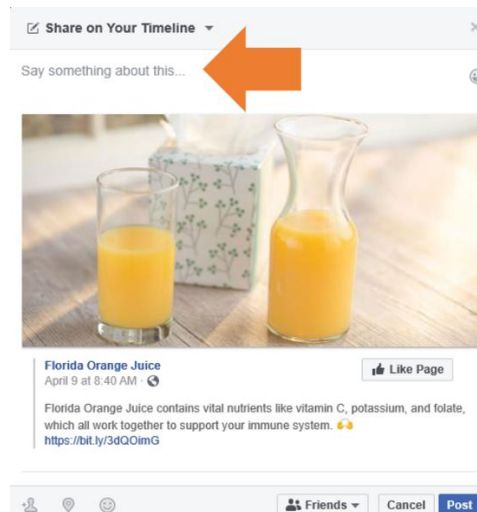
### Facebook

Sharing a Post:

1. Share to Your Timeline:
  - Select from one of the following:



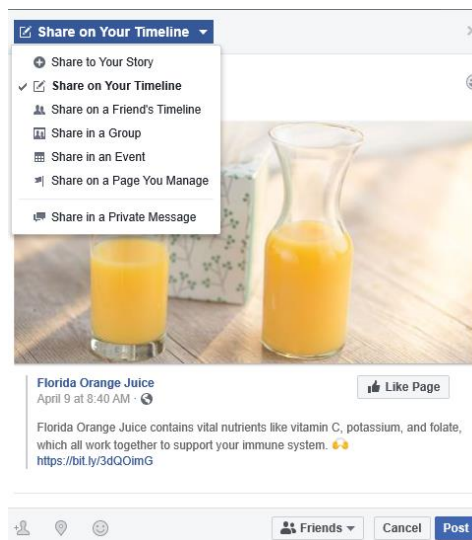
- Select “Share...”: To share with a caption you write to accompany the post you’re sharing.
  1. Insert your caption.





2. Select where you want to share to, either your timeline, friend's timeline, group, event, on a FB Business page you manage or in a private message.

- Select "Share Now (Friends)" and then "Post": Shares to your timeline
- Select "Share to Your Story Now (Friends)" and/or "Share to Your Story Now" and then "Post": Shares to your story.
- Select "Share as Message" and then "Post": Share to a friend in a private message.
- Select "Share in a Group" and then "Post": Share to a Facebook group you are a part of.
- Select "Share on a Friend's Timeline" and then "Post": Share to a friend's timeline.
- Select "Share to a Page" and then "Post": Share to either a Facebook page you manage.



Commenting on a Post:

1. Type comment here on post and click enter.



2. Also add emoji, photo/video, GIF or sticker from selecting from the buttons below.





Florida Orange Juice

April 9 at 8:40 AM · 🌐

Florida Orange Juice contains vital nutrients like vitamin C, potassium, and folate, which all work together to support your immune system. 🍊  
<https://bit.ly/3dQOimG>



👍👍 Amanda Putnik and 44 others

6 Shares



Like



Comment

Attach a photo or video



Write a comment...



Florida Orange Juice

April 9 at 8:40 AM · 🌐

Florida Orange Juice contains vital nutrients like vitamin C, potassium, and folate, which all work together to support your immune system. 🍊  
<https://bit.ly/3dQOimG>



👍👍 Amanda Putnik and 44 others

6 Shares



Like



Comment



Share

Post a GIF



Write a comment...



Florida Orange Juice

April 9 at 8:40 AM · 🌐

Florida Orange Juice contains vital nutrients like vitamin C, potassium, and folate, which all work together to support your immune system. 🍊  
<https://bit.ly/3dQOimG>



👍👍 Amanda Putnik and 44 others

6 Shares



Like



Comment



Share

Post a sticker



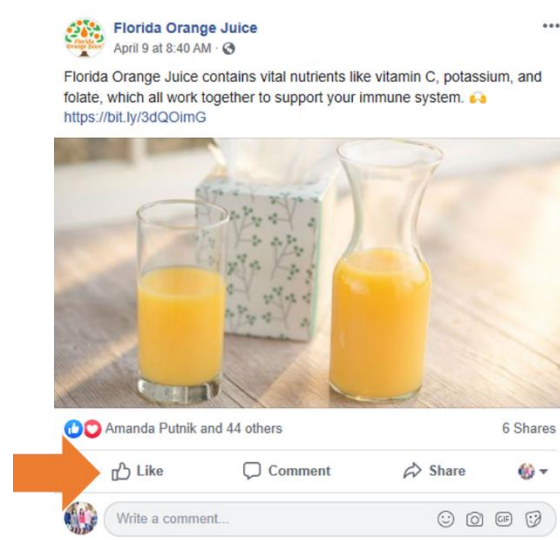
Write a comment...



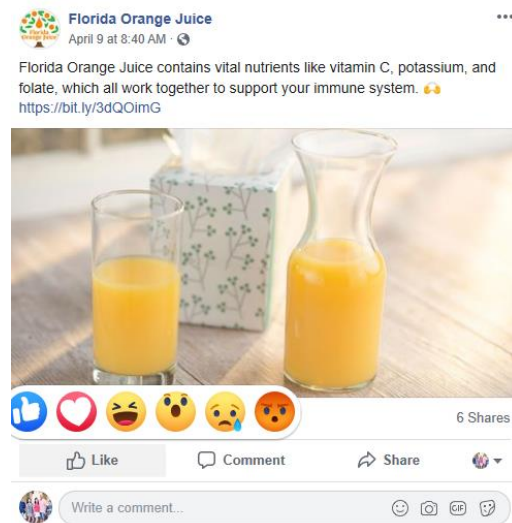


Reacting on a Post:

1. Hover over like button.



2. Select like, love, laugh, haha, wow, sad or angry reactions.





## Instagram

Liking a Post: Select the heart icon.

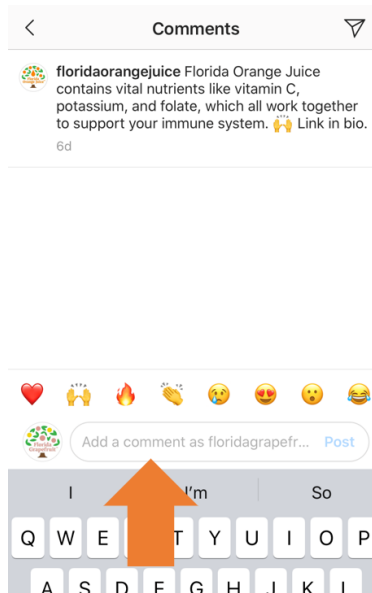


Commenting on a Post:

1. Select the comment bubble icon.



2. Insert your comment and click "Post".

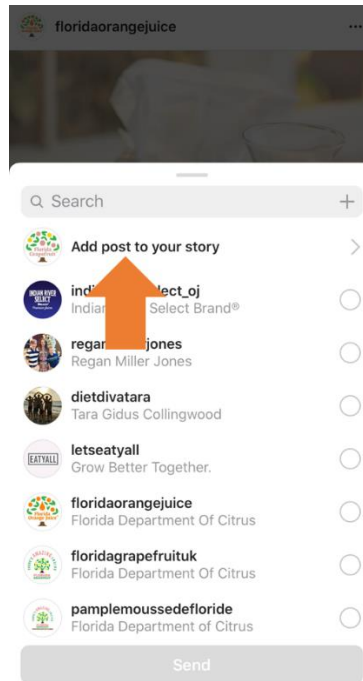


### Sharing a Post:

1. Select paper airplane icon.



- Select “Add post to your story”: To share on your Instagram story.
  1. Select “Add post to your story”.

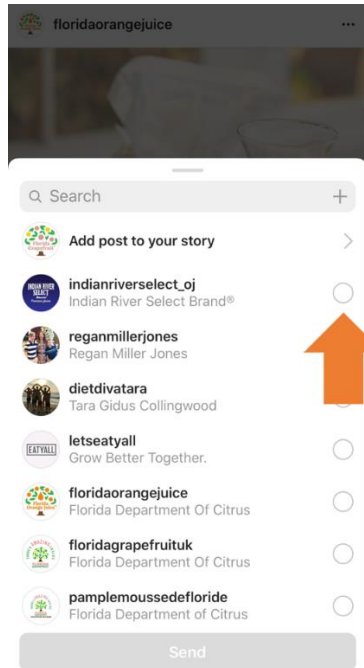


2. Customize post with sizing, post caption (or no post caption), font, GIF, stickers and more.
3. Select “Send To” to share on your story or direct message to a friend.



- Select an Instagram friend: To direct message the post to a friend.
  1. Select the friend.
  2. Select “Send” button.





Bookmarking a Post: Saving the post to your bookmark collection to refer to at a later time.

